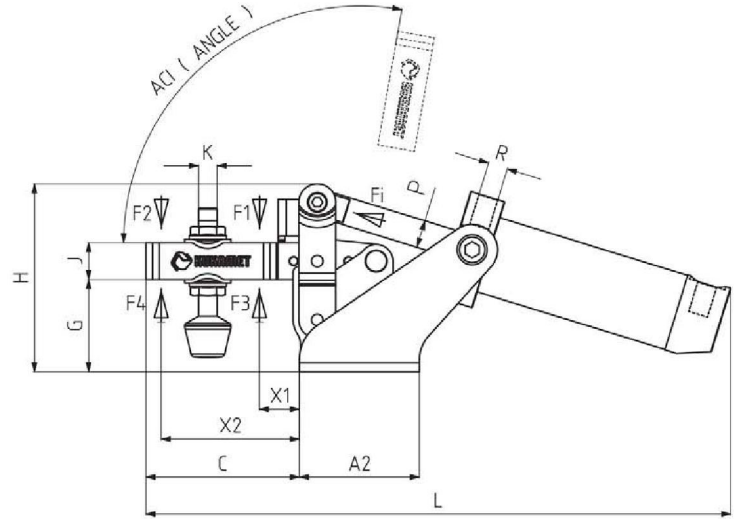


MODEL NO	F1 (N)	F2 (N)	F3 (N)	F4 (N)	Fi (N)	Vn (dm ³)	AÇI (ANGLE) (± 5 °)	AĞIRLIK (WEIGHT) (gr)	BAR
611-1-Ø16	600	400	1000	680	120	0.09	95°	275	6
611-1-Ø20	750	500	1000	680	190	0.14	95°	360	6
611-2	1200	700	1400	925	300	0.25	95°	535	6
611-3	2000	1400	2500	1560	500	0.51	95°	860	6
611-4	3000	2000	3300	2200	750	1.04	95°	1690	6
611-5	4500	2500	5000	3000	1100	2	95°	3090	6

F1 - F2 : BASKI KUVVETİ (EXERTING FORCE) , F3 - F4 : TUTMA KAPASİTESİ (HOLDING CAPACITY) , Fi : UYGULAMA KUVVETİ (APPLIED FORCE)

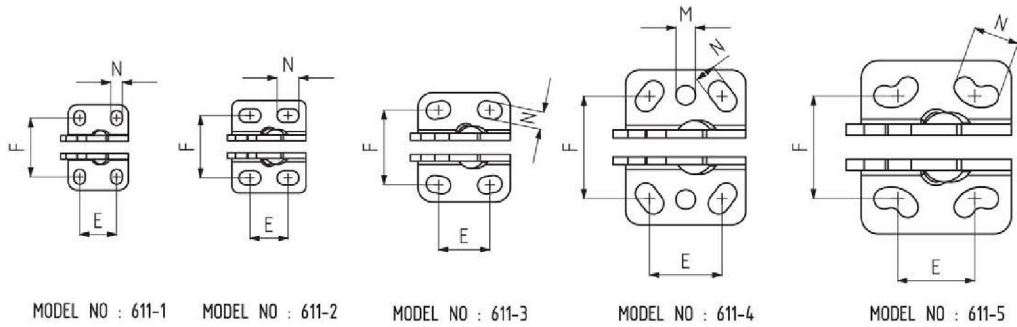
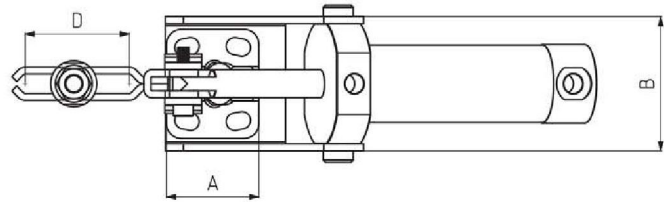
Vn , 6 BAR BASINÇTA ÇİFT HAREKET İÇİN HAVA TÜKETİM MİKTARIDIR (Vn , AIR CONSUMPTION PER DOUBLE STROKE IN dm³ AT 6 BAR)



Ayak Tipi: Yatay Tabanlı, Ön Bağlantılı

Body Mounting Base: Horizontal, Tied Front

Pistonlar çift etkili, manyetik ve yastıklıdır.
 Pneumatic cylinders are double acting, magnetic and cushioning.



MODEL NO : 611-1

MODEL NO : 611-2

MODEL NO : 611-3

MODEL NO : 611-4

MODEL NO : 611-5

MODEL NO	A	A2	B	C	D	E	F	G	H	J	K	L	M	N	X1	X2	P	R	PİSTON Ø
611-1-Ø16	26	34	44	42	26	16	24-27	25	52	10	M5	185		5 x 6,5	16	32	Ø 6	G1/4	16
611-1-Ø20	26	34	44	44	26	16	24-27	25	52	10	M5	192		5 x 6,5	16	32	Ø 8	G1/8	20
611-2	32	42	51	60	42	13-20	27	29	61	13	M6	225		6x9,5	18	48	Ø 10	G1/8	25
611-3	40	52	58	66,5	42	19-25	31,5-32,5	40	81,5	16	M 8	253,5		7,5x10,5	25	52	Ø 12	G1/8	32
611-4	52	95	77	98,5	67	28-34,5	40-48,5	50	104	20	M10	323	Ø 8,5	9x14,5	32	80	Ø 16	G1/8	40
611-5	65	134	92	124	88	24,5-45	44,5-52	62	128	25	M12	399		9x19,5	36	101	Ø 20	G1/8	50